



**Verde Valley Computer**

# Connections

Volume 28, Issue 1 January 2011

***JANUARY 15, 2011***

**DEADLINE FOR ARTICLES  
TO BE PRINTED IN THE  
CONNECTIONS: TUESDAY,  
JANUARY 18, 2011  
AT 2:00 PM**

**MEETING TIME 9:30 AM**

## **SWIFT WIRELESS**

**DAVID PATCH**

**David got his first computer in 1983 and soon became addicted. He is an IT Specialist and will be presenting a program describing the various internet services.**

**Dial-Up**

**DSL - Cable - Fixed Wireless**

**Mobile Wireless - Fiber Optics**

**Satellite**

**In presenting this program, the Verde Valley Computer Club is neither implying an endorsement of any product offered nor validation of any information provided."**

***See the JANUARY/FEBRUARY 2011. VVCC Events Calendar on page 3***

# CALENDAR OF UP-COMING VVCC EVENTS

*All classes offered by the Verde Valley Computer Club are offered for free to members and visitors. Visitors are invited to try us out and attend 2 classes before joining. Donations are always gratefully accepted to help defer costs.*

**\*\*\*SEE MAP ON BACK PAGE\*\*\***

Northern Arizona's **LARGEST** Internet Service



**CommSPEED**  
www.commspeed.net

- NOW with FREE Virus protection and Spam filtering
- High-speed wireless - the FASTEST connection!
- NEW - LOCAL dialup access - as low as \$8.95!
- Home and office networking

7411 Addis Avenue  
Prescott Valley **888-772-1137**

## VVCC Contacts

president@vvclub.com  
 vicepresident@vvclub.com  
 secretary@vvclub.com  
 treasurer@vvclub.com  
 past-president@vvclub.com  
 sig@vvclub.com  
 programs@vvclub.com  
 DOQ@vvclub.com  
 equipment@vvclub.com  
 membership@vvclub.com  
 editor@vvclub.com  
 publicity@vvclub.com

## VVCC Mentors

**Windows** - Bob Efros:  
 646-9182 bob@refros.com

**Adobe Photoshop Elements, WordPerfect, Word 2007**

Marny Zuercher  
 marny71@gmail.com

**Photography**-  
 Hal Rosenwasser  
 photography@vvclub.com

**Any others out there willing to share their skills?**

**Being a Mentor doesn't mean you have ALL the answers just a willingness to help someone. Join us!**

## 2011 OFFICERS

**President: Jerry Miller**  
**Vice President: Bob Efros**  
**Treasurer: Lee Andress**  
**Secretary: Barry Adico**



User group members  
**SAVE 35% on all titles**


ENTER DISCOUNT  
 CODE: DSUG



**O'REILLY**

Spreading the knowledge of innovators oreilly.com

<b>VERDE VALLEY COMPUTER CLUB</b>						<b>JANUARY 2011</b>
Sunday	Monday	Tuesday	Wednesday	Thursday	Friday	Saturday
						1
2	3 <b>Genealogy SIG 6:00 p.m.</b>	4	5 <b>Beginners Class 4:15-6:15p.m.</b>	9 <b>BOARD MEETING 6:30 P.M.</b>	17 <b>Windows Sig 4:00-6:30pm</b>	8
9	10	11	12 <b>Beginners Class 4:15-6:15p.m.</b>	13	14 <b>Word Processing</b>	15 <b>GENERAL MEETING 9:30 AM</b>
16	17	18 <b>DEADLINE FOR CONNECTIONS</b>	19 <b>Beginners Class 4:15-6:15p.m.</b>	20	21 <b>Spreadsheet SIG 4:00-5:30</b>	22
23	24	25	26 <b>Beginners Class 4:15-6:15p.m.</b>	27 <b>Digital Photography 6:-7:30p.m.</b>	28	29
30	31					

<b>VERDE VALLEY COMPUTER CLUB</b>						<b>FEBRUARY 2011</b>
Sunday	Monday	Tuesday	Wednesday	Thursday	Friday	Saturday
		1	2 <b>Beginners Class 4:15-6:15p.m.</b>	3 <b>BOARD MEETING 6:30 PM</b>	4 <b>Windows SIG 4:00 p.m.</b>	5
6	7 <b>GENEALOGY SIG 6:00 PM</b>	8	9 <b>Beginners Class 4:15-6:15p.m.</b>	10	11 <b>MS Word SIG 4:00 p.m.</b>	12
13	14 	15	16 <b>Beginners Class 4:15-6:15p.m.</b>	17	18 <b>Spreadsheet SIG 4:00 p.m.</b>	19 <b>GENERAL MEETING 9:30 AM</b>
20	21 <b>DEADLINE FOR CONNECTIONS 2:00 PM</b>	22	23 <b>Beginners Class 4:15-6:15p.m.</b>	24 <b>PHOTOGRAPHY /DIGITAL SHUTTERBUG SIG 6:00 P.M.</b>	25	26
27	28					



## The VVCC President's Bits and Bytes

Hi everyone, Happy Holidays! As you know, we just had our annual Christmas Potluck general meeting. A great time was shared by all who attended. Much appreciation goes to Dale Forbes for putting together a fabulous meal, along with many thanks to all those others who contributed in their own fashion. The main business, outside of the potluck and door prizes, was the election of officers for the year 2011. Three of last years officers will remain: myself, Jerry Miller as President; Bob Efros as Vice-President; and Lee Andress as Treasurer. The fourth member and newest elected officer is Barry Adico as Secretary. Thank you for the vote of confidence. I promise to do my best to further the goals of the club for the coming year.

On a different note, I had a chance to play with a computer with Windows 7 Home Premium recently, and I discovered it has a "Snipping Tool" which appears to be a serviceable snapshot utility. You may recall last month I was singing my praises about a favorite snapshot tool for Windows XP, MWSnap, and I was unsure about a Windows 7 alternative. The following is from Microsoft's website.

<http://windows.microsoft.com/en-US/windows-vista/Use-Snipping-Tool-to-capture-screen-shots>

### Use Snipping Tool to capture screen shots

You can use Snipping Tool to capture a screen shot, or snip, of any object on your screen, and then annotate, save, or share the image. Simply use a mouse or tablet pen to capture any of the following types of snips:

**Free-form Snip.** Draw an irregular line, such as a circle or a triangle, around an object.

**Rectangular Snip.** Draw a precise line by dragging the cursor around an object to form a rectangle.

**Window Snip.** Select a window, such as a browser window or dialog box, that you want to capture.

**Full-screen Snip.** Capture the entire screen when you select this type of snip.

After you capture a snip, it's automatically copied to the mark-up window, where you can annotate, save, or share the snip. As you can see, a very serviceable snapshot utility!

I would like to take this opportunity to confer a special thanks to Bob Efros for all he has done and is doing, on a continuing basis on behalf of the club. In addition to his duties as Vice-president, E-Mail Administrator, and Equipment Chair, Bob has recently taken on web server in order to save the club those expenses. The changes you've seen on our website in the last few months are a result of Bob's efforts. Bob deserves our deepest gratitude.

Another who deserves our special thanks is long-term member and Membership Chair, Myrelle McHale. Her real job is "Jack of all Trades" as it seems Myrelle is always happy to do almost anything if it benefits the club. Her greatest strength, however, is her friendliness and personableness in making the club more a gathering of friends, rather than a cold and distant group of strangers. Thanks Myrelle

Till next time,

## AUTOFILL WITH RANDOM NUMBERS

Excel includes a feature that allows you to automatically fill a range of cells with information you have placed in just a few cells. For instance, you could enter the value 1 in a cell, and then 2 in the cell just beneath it. If you then select the two cells and drag the small black handle at the bottom right corner of the selection, you can fill any number of cells with incrementing numbers. This AutoFill feature sure beats having to type in all the values!

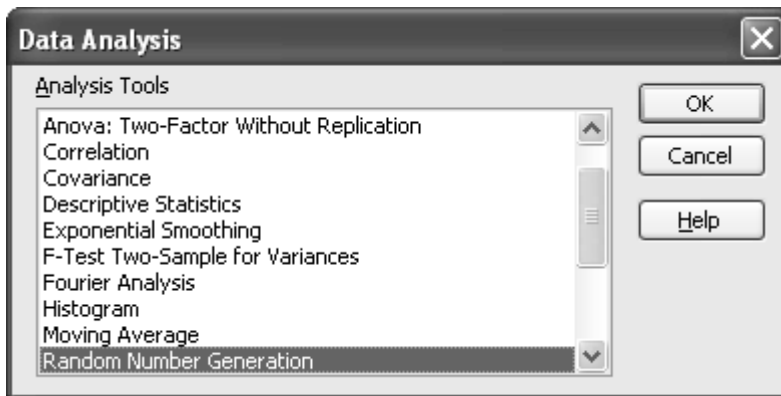
You may wonder if there is a similar way to use the AutoFill feature to place random numbers in a range. Unfortunately, the AutoFill feature was never meant for random numbers. Why? Because AutoFill uses predictive calculations to determine what to enter into a range of cells. For example, if you entered 1 into one cell and 5 into the next, highlighted the cells and then used AutoFill, the next number entered in the cell below would be 9 because Excel can deduce that the increment is 4. It is a constant increment that can be predicted.

Random numbers on the other hand are, well, random. By nature they cannot be predicted, else they wouldn't be random. Therefore the predictive nature of AutoFill cannot be applied to random numbers.

However, there are ways around this. One is to simply use the various formulas (using RAND and RANDBETWEEN) to generate random numbers. These formulas can quickly and easily be copied over a range of cells, using a variety of copying techniques.

Another approach is to use a feature of the Analysis ToolPak which makes putting random numbers into a range of cells pretty easy. Just follow these steps:

1. Choose Data Analysis from the Tools menu. If you are using Word 2007 or Word 2010, you display the Data tab of the ribbon and then click Data Analysis in the Analysis group. (If you don't see the Data Analysis option on the Tools menu or, in Word 2007 or Word 2010, you don't see the Analysis group on the Data tab of the ribbon, it means that you don't have the Analysis ToolPak enabled.) Excel displays the Data Analysis dialog box.



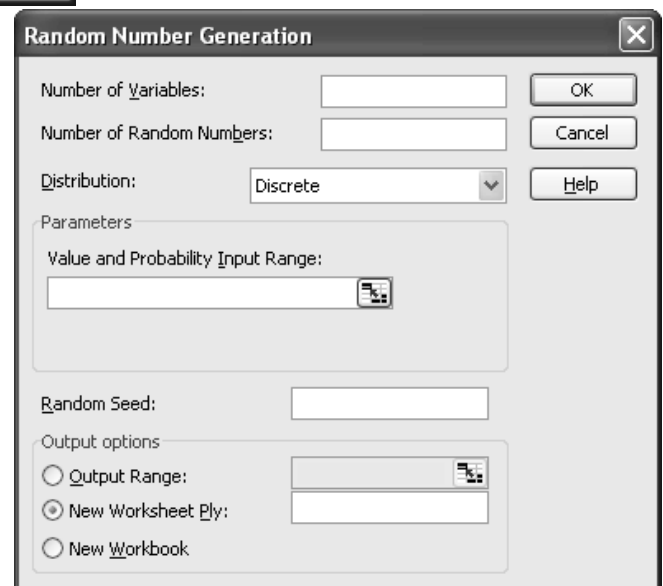
The Data Analysis dialog box.

2. In the list of functions in the dialog box, choose Random Number Generation.

3. Click on OK. Excel displays the Random Number Generation dialog box.

4. Using the controls in the dialog box, indicate the parameters you want used in generating a range of random numbers. (Make sure that you specify a range of cells in the Output Options area of the dialog box.)

5. Click on OK



The Random Number Generation dialog box.

**MEMBERSHIP CORNER BY MYRELLE**

Hello Members,

By the time this reaches you, it will be the beginning of yet another year. What wondrous things do you suppose will happen in our lives ? I hope they are ALL great !

In the meantime, some of you missed a great party. The food was so good and what a great variety we had. While attendance was small, those of us who were at our Pot Luck Party certainly enjoyed ourselves. We had superb food, (thank you to all the members who brought such tasty food to share) magnificent gifts to win (Thank you Ned for your excellent shopping choices) and we had a lot of fun talking with each other and sharing stories. Dale and Donna Forbes provided us once again with another delicious main dish to enjoy for the holiday. Thank you both.

Just a little reminder here..... January is not only the start of a new year but time for you to send in your dues for 2011. (\$30) I have already received 4 renewals. You can mail in your check, bring it to a SIG meeting or General Meeting. Please be sure to fill in a new application. We want to be sure we have your current e-mail address and other information. You can pick up a one-page app at any of the SIG meetings or General Meeting. Or you can go to our Website [VVCCLUB.COM](http://VVCCLUB.COM) and print out an application from your home.

Remember a couple months ago I mentioned the 'power of one'. We need to keep that thought in the back of our mind as we talk with friends and neighbors. Wouldn't it be great if you were to bring in just ONE new member this year? When you are visiting, ask your friends if they would like to learn a little more about how to use their computers. See if they want to learn how to enjoy them instead of getting frustrated when they don't do what they want. We have some pretty awesome mentors who are more than happy to present information to all of us at the various SIG meetings. I have learned so many things by just attending these meetings when I can. Also, at the end of each class there is usually a Q&A session in which you can ask about almost anything pertaining to computers, not necessarily connected to the subject matter of the class. And if you want, you can also send an e-mail ahead of time to the person giving the class and they will try to have an answer ready for you. Where else can you do this?

We have a very unique club. We are in it to learn. We can also share knowledge with each other. The classes are FREE. The bulletins that go out to the members are full of current information and suggestions. We have a Newsletter going out to all electronically. We are always looking for new programs to have presented to you. We want to expand our knowledge and present informative programs for you to enjoy. VVCC is a very special club with very special members.

I hope to see more of you at the next meeting and if any of you want to volunteer to be a little more active in your club, please drop me a note and let's see what we can do together. The more people who become active will make it a better club.

Bye for now and I hope you all have a very HAPPY NEW YEAR.

# Verde Valley Computer Club

P.O. Box 3023 • Cottonwood, Arizona 86326

E-mail: info@vvcclub.com Web Site: www.vvcclub.com Date: \_\_\_\_\_, 20\_\_\_\_

-----  
--

Membership Application:  New  Renewal  Cash Check: # \_\_\_\_\_

**Renewal: \$30.00**

\*\*\*\*\* Pro-rated amounts: Month Joining Dues: Jan 1 – Mar 31 = \$30.00 Apr 1 – Jun 30 = \$22.50

Jul 1 – Sep 30 = \$15.00 Oct 1 – Dec 31 = \$7.50

Please make checks payable to: Verde Valley Computer Club.

Name: \_\_\_\_\_ Spouse: \_\_\_\_\_

\_\_\_\_\_ Mailing Address: \_\_\_\_\_

\_\_\_\_\_ City, State,

Zip: \_\_\_\_\_ Phone: (\_\_\_\_) \_\_\_\_\_ Your E-

Mail: \_\_\_\_\_ Spouse's Email: \_\_\_\_\_ How

did you hear about us? \_\_\_\_\_

Have you attended a Seniors Class or Beginners Class?  Yes  No

Have you attended a SIG class?  Yes  No

Which one(s)? \_\_\_\_\_

What topics would you like to learn more about?  
\_\_\_\_\_

Would you be willing to help in:  Club Newsletter  Decorations  Meetings–Set up/Clear

Equipment Maintenance  Programs  Lead or Assist SIG Group  Administration

Publicity

Other: \_\_\_\_\_

Do you know anyone who might be interested in making a presentation at one of our monthly meetings?  
\_\_\_\_\_

Please mail this form along with your dues to the P.O. Box shown above, or bring it to the next General Meeting or SIG Meeting.

Thank you



## Join Us for a Special Interest Group SIG)

Learn from *each other!*  
Visit our Web site for  
more SIG info. Attendees  
are encouraged to print  
out handouts prior to  
classes.

**Spreadsheets:**  
Dick Gohman

**Word Processing:**  
Dick Gohman

**Windows:**  
Bob Efros

**Beginner Classes:**  
Barbara Wall  
Sharon Skinner

**Digital Camera/  
Photography:**  
Leo Zuercher and  
Hal Rosenwasser.

**Web Site Team:**  
Bob Efros  
Richard Gohman  
Dave Olson

**Genealogy:**  
Marny Zuercher

There are handouts for  
the sessions that can be  
downloaded from the  
club website:

**[www.vvclub.com](http://www.vvclub.com)**

WE REMEMBER OUR DEPARTED  
MEMBERS

IN LOVING MEMORY

**Shel Hannig**                      **May 2010**

**Skip Bemis**                      **June 2010**

**Dorothy Gericke**              **July 2010**

**Frances J. Todd**      **November 2010**

**Walt Skinner**              **November 2010**

HAPPY TIMES, TOO - DALE & DONNA FORBES

OUR CHRISTMAS POTLUCK HOST AND HOSTESS



THEY CERTAINLY KNOW HOW TO PUT ON A  
FEAST! THE TURKEY WAS SCRUMPTIOUS!  
ONE WITH BARBECUE SAUCE AND ONE WITHOUT.  
WHAT A WONDERFUL TREAT!

**!!!THANKS!!!**

---

***The Secretary's Corner*** *By Del*  
*Rosenwasser*

---



**DECEMBER POTLUCK DOOR PRIZE WINNERS**

**CHERIE LEDERER:** HP Office Jet Printer; 50-pack DVD-R's; 3 VVCClub Mugs with 1 GB Data Travelers; Fry's and Safeway Gift Cards

**MYRELLE McHALE:** HB Office Jet All-in-One (donated by Al Quadracci); Carved Egg w/Nativity Scene (donated by Hal Rosenwasser & Anonymous Chicken); Western Digital Hard Drive (donated by Cherie Lederer); Two 1-Year Clemenceau Museum Memberships

**SHEILA & BILL McCULLY:** Handmade Quilt (donated by Bev Hansen); Leather Carry-On Case

**CHARLOTTE RAAB & MEL BOREHAM:** 50-pack DVD-R's

**BEV HANSEN:** Big-Dial Bathroom Scale; iHome Wireless Laser Mouse

**ROBERT & ANN LANDERS:** Elio Desk Chair; Leather Clock with Jewelry Drawer; VVCClub Mug with 1 GB Data Traveler

**JANE MYERS:** Carved Egg w/Nativity Scene (donated by Hal Rosenwasser and Anonymous Chicken)

**DONNA & DALE FORBES:** Red Coral & Stone Chip Necklace (donated by Adrienne Pritchard); Sunpak Pro-Grip Camera Tripod

**JUDY CLARKE:** \$100 Walmart Gift Certificate

**NAOMA TYNER:** Metro Hair Gift Certificate for Haircut; Plant Bulb

**GRETCHEN PLATT:** Majestron Pocket Watch

**PHYLLIS HAWORTH:** 1-Hour Computer Consult with Bob Efras

**SANDY MERRILL & DEL ROSENWASSER:** Yoga Classes (donated by Carol Oveross of Carol's Gentle Yoga)

**AL QUADRACCI:** Lighted Wreath with Door Hanger

**TREASURER'S REPORT**

**We have \$1,349.08 in our checking account as of December 15, 2010.**

**Lee Andress, Treasurer**

**Internet Explorer Tip:**

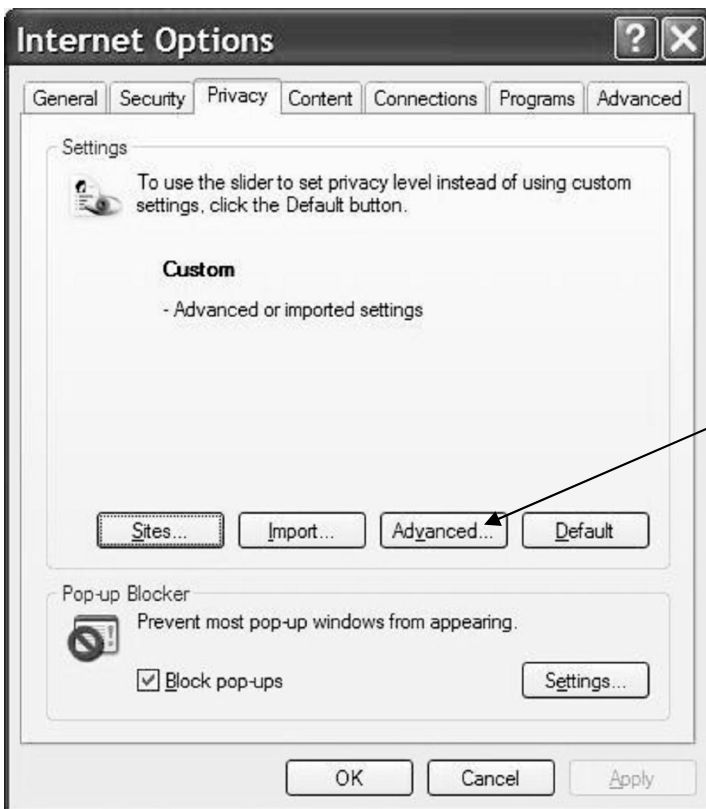
R Gohman

Tracking cookies, for a web site I visit, are normally not bad. If I return to that site, it tailors itself to the things I was looking for last. What I hate are tracking cookies placed on my computer by an advertiser on that web page, especially if it was a hidden advertisers program. These are called 3rd party cookies.

Here is a little tip to greatly reduce the number of tracking cookies by 3rd parties.

With your Internet Explorer program open, got to the menu item TOOLS and then choose INTERNET OPTIONS from the menu.

With the Internet Options window open, click on the PRIVACY tab (see figure 1)



With this window open, click on the Advanced Button

This will bring up the Next Window

In the Advanced Privacy Settings window, Put a check in the box for 'Override automatic cookie handling.'

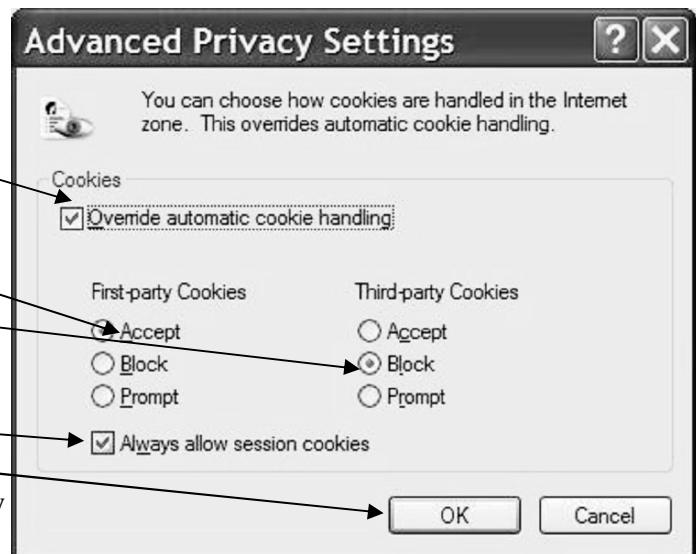
Then select 'Accept for First-party Cookies'

And 'Block for Third-party Cookies.'

Put a check in the box for 'Always allow session cookies.'

Use the OK boxes to clear all windows.

Now you can work a web site without getting those pesky 3rd party cookies.



Verde Valley Computer Club  
A Nonprofit Corporation  
PO Box 3023  
Cottonwood, AZ 86326

PRVRT Nonprofit Org  
U.S. Postage Paid  
Cottonwood, AZ  
86326

# Pass It On

When you are through reading  
the Connections Pass it on to a  
Friend or Neighbor



Verify that your e-mail and  
mailing addresses are correct.

Send corrections or  
changes to

[membership@vccclub.com](mailto:membership@vccclub.com)



**PLEASE WELCOME NEW MEMBER!**

**PAT & RALPH BACCELLIERI**

WELCOME

THANK YOU FOR JOINING OUR  
VERDE VALLEY COMPUTER CLUB

## Note from the Editor...

The next newsletter deadline for all  
submissions **Tuesday:**  
**January 18, 2011 @ 2:00 p.m.**

